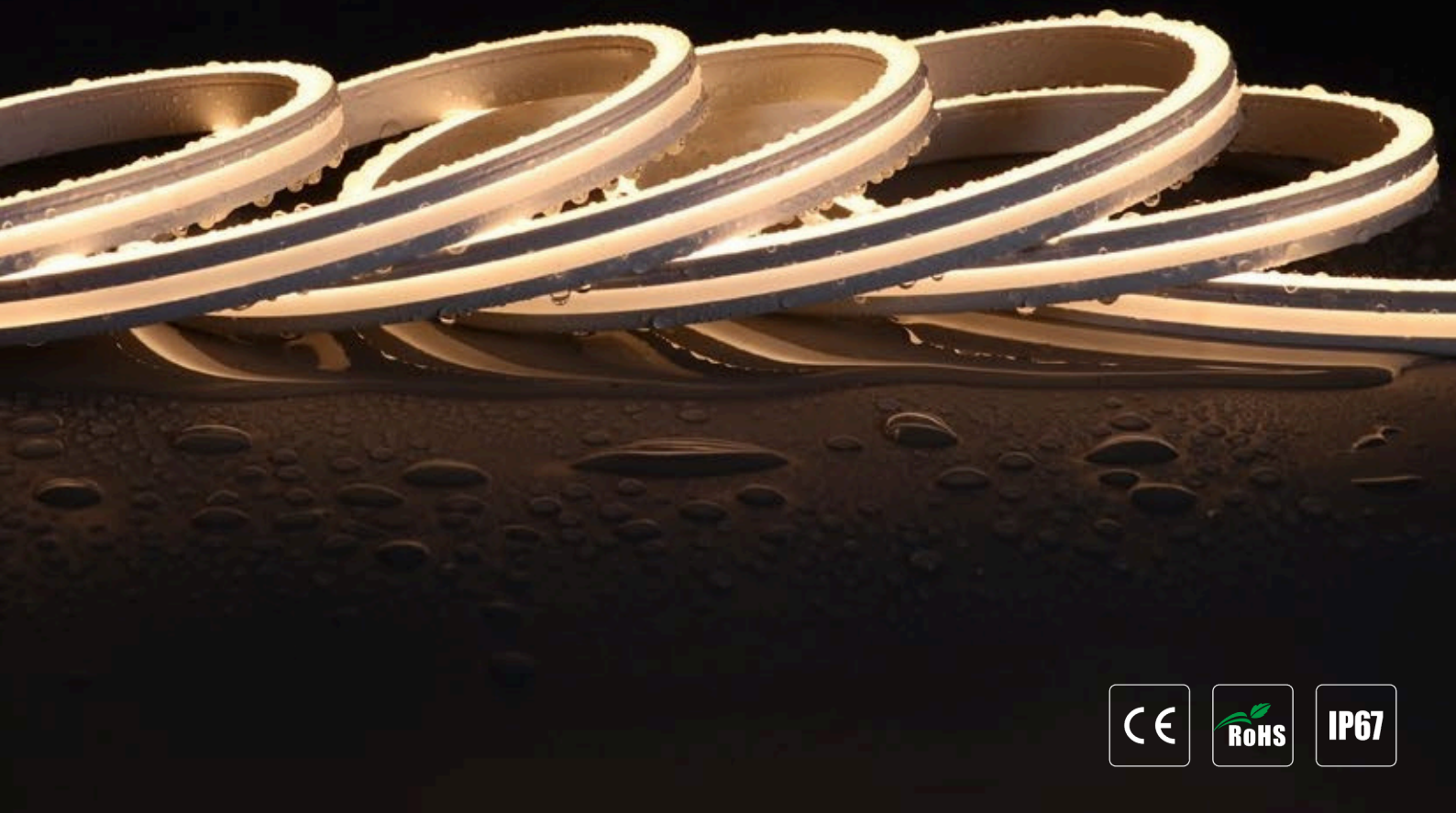




# KVS Oy



9130027

Silikoniprofiili

Mojova Tube Side Slim Fit

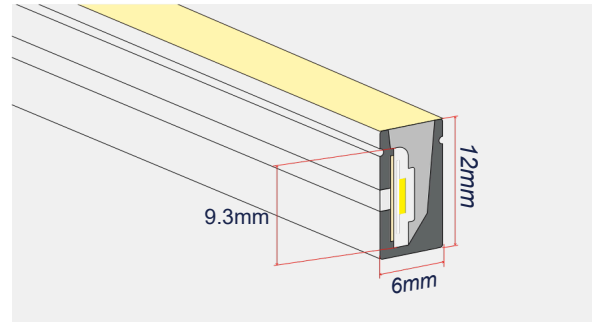
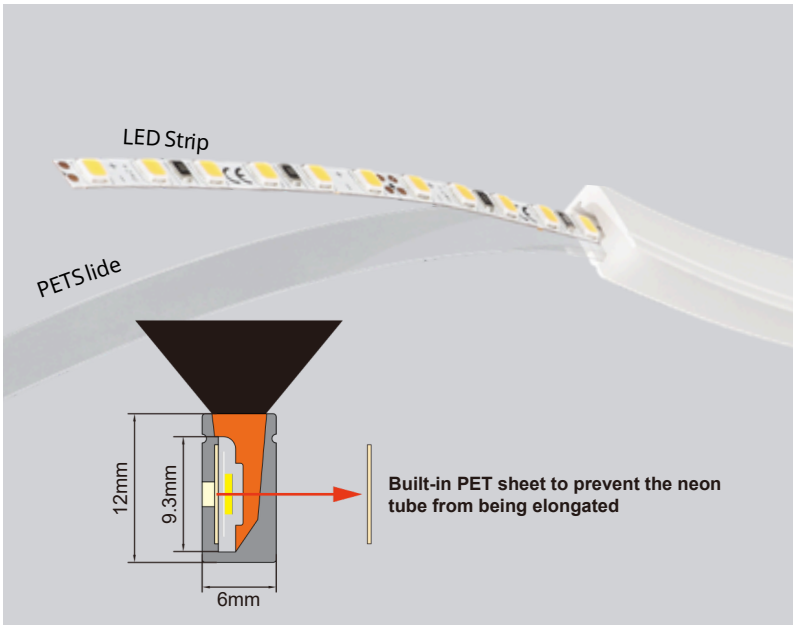
---

Tekniset tiedot ja asennusohjeet

**KVS oy**

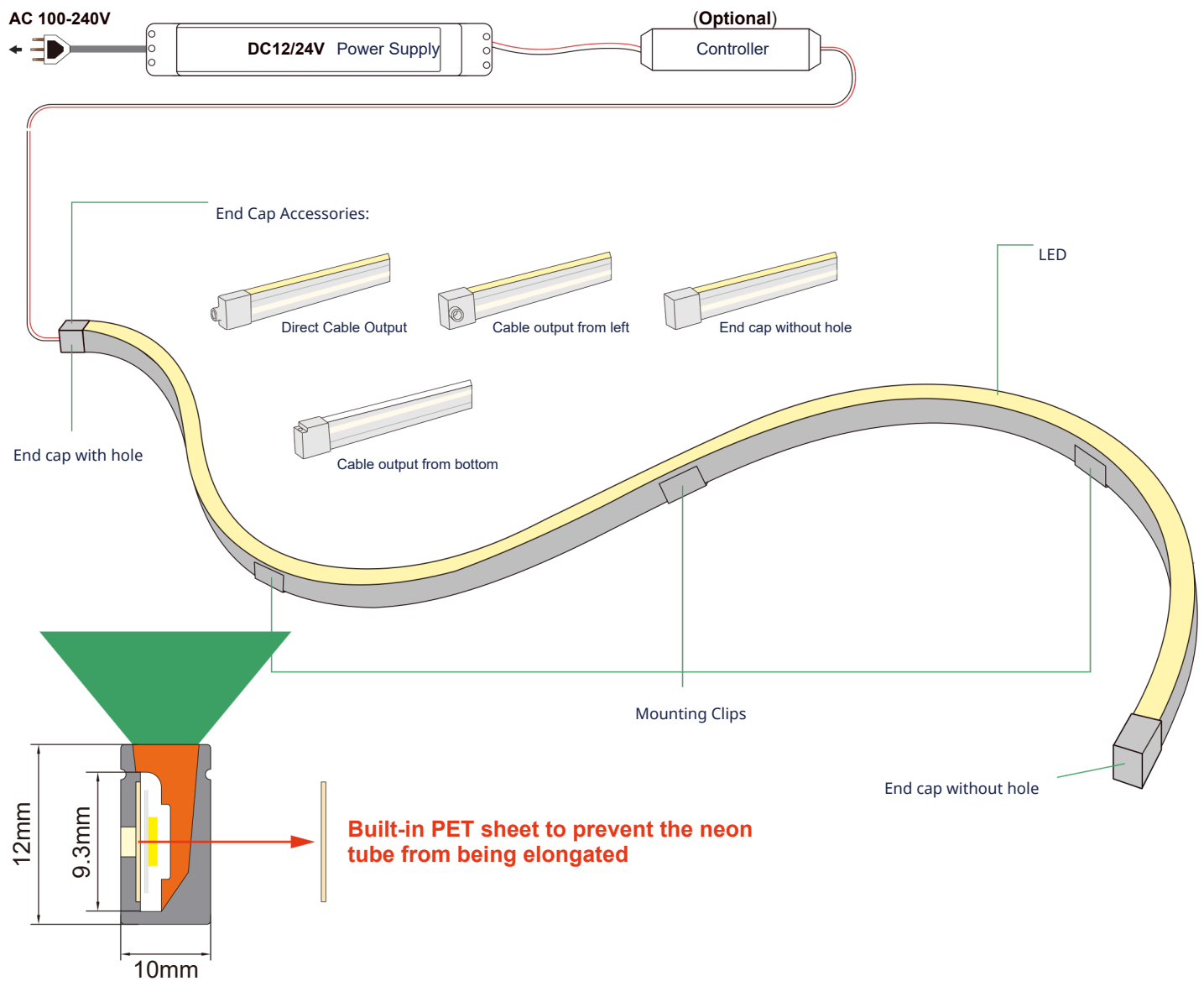
myynti@kvsoy.fi

044 972 6962



Size (mm)	6*12
PCB Limited (mm)	8
IP Grade	IP67
Working Temperature	-20 to 50°C
N.W.(G/M)	75

## Product System Solutions

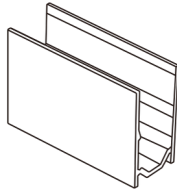


## Installation Accessories



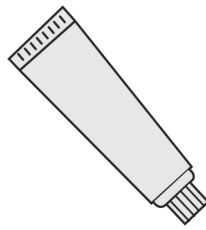
Screws

+



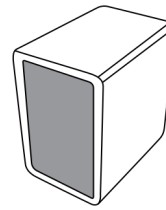
Fixed clips

+



Glue

+



End Cap

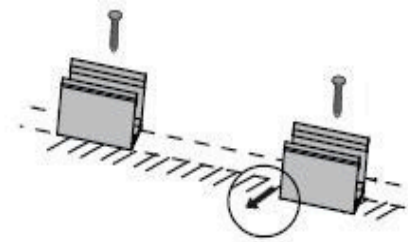
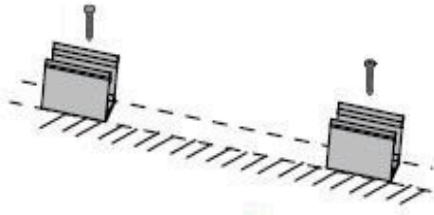
## Tuotteen lisätarvikkeet

- Päätypala ilman läpiviientä 9130028
- Päätypala läpiviennillä 9130029
- Kiinnike 9130030

## Installation of clip

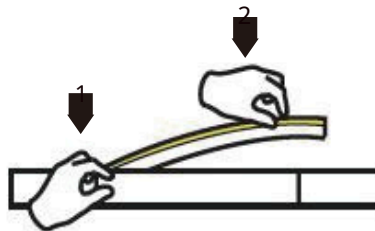
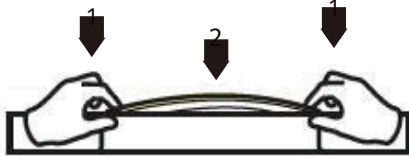
1. Use screws to fix the clips or carriers on the mounting position

⚠ Clip. 3clips can be used for 1m

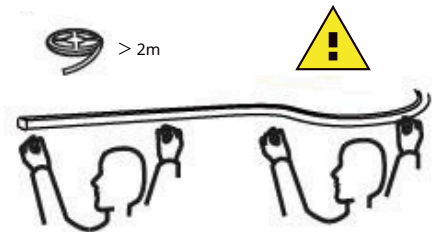


## Installation of carrier

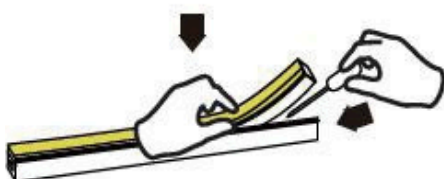
1. When installing the LED strip, install it from both ends at the same time, installation from one direction is prohibited.



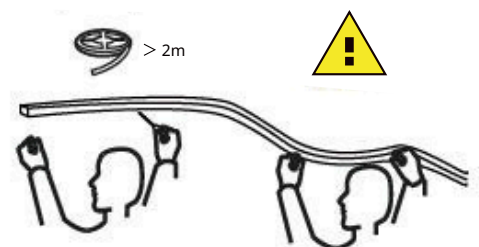
⚠ If the length of LED strip is over 2m, it is recommended to install by two persons.



2. Use tool to disassemble carefully, and do not pull the LED strip directly.



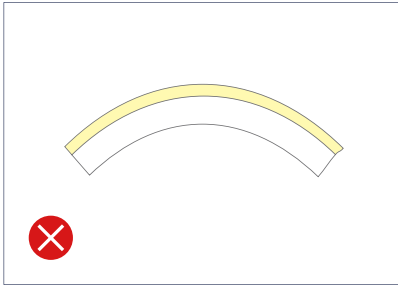
⚠ If the length of LED strip is over 2m, it is recommended to disassemble by two persons.




## Cautions

- Please notice that the strips are not bendable to all directions. As the appropriate specific shape and degree, please follow the following instruction.
- LED strips are low voltage products, you must use the power supply (transformer). Please don't connect the led strip directly to the AC 110V or AC 220V. Otherwise, it will burn out the LED strips and lead to safety (security) accidents.
- Please read the specifications thoroughly before installation by professional staff to make sure the safe use.


### Wrong bending way



Face to the side surface (as the picture shows) Do not bend downward to damage the strip.

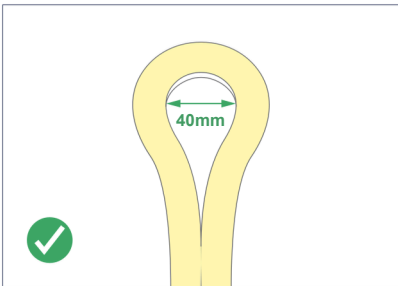


Face to the side surface (as the picture shows). Do not bend upward to damage the strip.

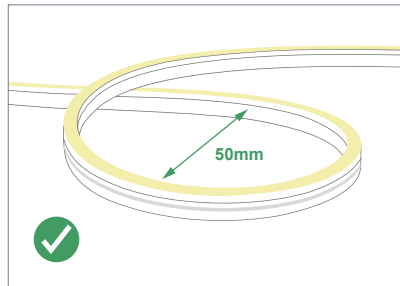


As the picture shows, please do not twist the strip, or it will be damaged.

### Correct bending way



Face to the light surface, fold the strip, the minimum bending diameter is 40mm.



Light surface upwards, the strip is bendable to right or left naturally, the minimum bending diameter is 50mm.

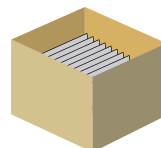
## Package of Neon Strip (5M/Roll)



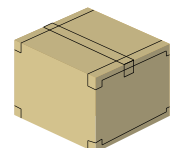
5m/Roll



Pack in Anti-Static bag



Pack in Inner Carton  
Size: 25\*25\*30CM



Pack with Outer Carton  
Size: 56\*27\*30CM

## Package of Silicone tube (100M/Roll)



100m/Roll



Each roll pack with expandable polyethylene and compression film to fix.



1Roll/box



Inner size: 355x355x155mm