

## OTI BLE 80/220...240/24 1...4 CH

CV Power supplies 24 V with Bluetooth



### Product family features

- 80 W/24 V LED driver, 1-4 channels
- Power metering on the app interface
- Lighting wireless Bluetooth Mesh network, up to 127 devices
- Different light profiles to customize the application
- 2 KHz PWM control unit

### Product family benefits

- Power supply and control of white, Tunable White, Tunable Warm White, Dim to Warm
- Power supply and control of RGB and RGBW LED modules
- Driver with integrated CASAMBI lighting control system
- Slim form factor for installation in light boxes

### Areas of application

- Suitable for indoor installations
- Shops and hospitality: retail, hotels, restaurants
- Museums, residential buildings

## Technical data


### Electrical data

Nominal input voltage	220...240 V
Mains frequency	50/60 Hz
Input voltage AC	198...264 V
Total harmonic distortion	< 5 %
Power factor $\lambda$	0.98
Efficiency in full-load	93 % <sup>1)</sup>
Device power loss	-
Networked standby power	<0.50 W <sup>1)</sup>
Inrush current	48 A
Max. ECG no. on circuit breaker 10 A (B)	7
Max. ECG no. on circuit breaker 10 A (C)	7
Max. ECG no. on circuit breaker 16 A (B)	11
Max. ECG no. on circuit breaker 16 A (C)	11
Max. ECG no. on circuit breaker 25 A (B)	17
Surge capability (L/N-Ground)	-
Surge capability (L-N)	1 kV
Nominal output voltage	24 V
U-OUT (working voltage)	24.2 V
Nominal output power	80 W
Maximum output power	80 W <sup>2)</sup>
Galvanic isolation	SELV
Galvanic isolation primary/secondary	3.75 kV
Input voltage DC	176...276 V
Output PWM frequency	2k Hz
Output ripple Voltage (100 Hz)	< 5 %

<sup>1)</sup> at 230 V, 50 Hz

<sup>2)</sup> at steady state

## Dimensions & weight



Mounting hole spacing, length	303 mm
Product weight	191.00 g
Cable cross-section, input side	0.5...2.5 mm <sup>2</sup>
Cable cross-section, output side	0.2...1.5 mm <sup>2</sup>
Wire preparation length, input side	6.0 mm
Wire preparation length, output side	5.0 mm
Mounting hole spacing, width	0 mm
Length	346.0 mm
Width	32.0 mm
Height	22.0 mm

## Colors & materials

Casing material	Plastic
-----------------	---------

## Temperatures & operating conditions

Ambient temperature range	-20...+45 °C
Maximum temperature at tc test point	80 °C
Max.housing temperature in case of fault	110 °C
Temperature range at storage	-40...+85 °C
Permitted rel. humidity during operation	5...85 % <sup>1)</sup>

<sup>1)</sup> Maximum 56 days/year at 85 %

## Lifespan

ECG lifetime	50000 h
--------------	---------

## Capabilities

Dimmable	Yes
----------	-----

## Product datasheet

Dimming interface	Bluetooth CASAMBI
Dimming range	0.4...100 %
Dimming method	Pulse Width Modulation
Overheating protection	Reversible
Overload protection	Reversible
Short-circuit protection	Reversible
No-load proof	Yes
Intended for no-load operation	No
Suitable for fixtures with prot. class	I / II
Type of connection, output side	Screw terminal
Number of channels	4

### Certificates & standards

Approval marks – approval	VDE / RCM / EAC
Standards	CE/ENEC
Protection class	II
Type of protection	IP20



### Logistical data

Commodity code	850440829000
----------------	--------------









### Environmental information

Information according Art. 33 of EU Regulation (EC) 1907/2006 (REACH)	
Date of Declaration	23-12-2021
Primary Article Identifier	4062172046558
Candidate List Substance 1	Lead
CAS No. of substance 1	7439-92-1
Safe Use Instruction	The identification of the Candidate List substance is sufficient to allow safe use of the article.
Declaration No. in SCIP database	0609644c-7b61-4093-9d59-1d4587a8d4ee

### Download Data

File
 User instruction OPTOTRONIC LED Power Supply
 User instruction OPTOTRONIC LED Power Supply

## Product datasheet

	Product Datasheet Technical datasheet OTI BLE 80220-24024 1-4CH (EN)
	Brochures OPTOTRONIC constant-voltage LED power supplies and controls (EN)
	Certificates OT ENEC 40050684 060421
	Certificates OTi BLE 80 220 240 24 1 4CH NSW 28218 270120
	Certificates OTi BLE 80 CB DE1 63484 280420
	Declarations of conformity OTi BLE 80 24 9C1 3793600 (EN)
	CAD data 3-dim OTI BLE 80 3D STEP file
	CAD data 3-dim OTI BLE 80 220-240 24 1-4 CH - 3D stp file

### Ecodesign regulation information:

Intended for use with LED modules.

The forward voltage of the LED light source shall be within the defined operating window of the control gear in all operating conditions including dimming if applicable.

Separate control gear and light sources must be disposed of at certified disposal companies in accordance with Directive 2012/19/EU (WEEE) in the EU and with Waste Electrical and Electronic Equipment (WEEE) Regulations 2013 in the UK. For this purpose, collection points for recycling centres and take-back systems (CRSO) are available from retailers or private disposal companies, which accept separate control gear and light sources free of charge. In this way, raw materials are conserved and materials are recycled.

### Logistical Data

Product code	Product description	Packaging unit (Pieces/Unit)	Dimensions (length x width x height)	Volume	Gross weight
4062172046558	OTI BLE 80/220...240/24 1...4 CH	Shipping carton box 20	370 mm x 170 mm x 113 mm	7.11 dm <sup>3</sup>	3998.00 g

The mentioned product code describes the smallest quantity unit which can be ordered. One shipping unit can contain one or more single products. When placing an order, for the quantity please enter single or multiples of a shipping unit.

### Accessories Optional

Product description	Accessory name	Accessory code
OTI BLE 80/220...240/24 1...4 CH	EASYFIT EWSDb by EnOcean	4062172082044

## Product datasheet

---

OTI BLE 80/220...240/24 1...4  
CH

EASYFIT EWSSB by EnOcean

4062172082068

---

---

### Disclaimer

Subject to change without notice. Errors and omission excepted. Always make sure to use the most recent release.